





Make a Hedgehog




Items you will need:

A piece of paper
A pen
Leaves



1. Draw a shape of a hedgehog into your paper.



2. Go out for a walk and collect some leaves to glue on your piece of paper.
Then put glue onto your sheet.



3. Arrange your leaves around the hedgehog shape.



Top tip: This is a really good opportunity to go outside and ask your child to look around the environment and find leaves to stick onto the hedgehog shape. You can also discuss the colours and shapes of the leaves.