





Mess Free Painting

Painting doesn't need to be messy! This simple activity is a mess free solution which allows your children to get creative and provides a sensory activity.




Things you'll need:

- A plastic wallet (you can also use a zipped food bag).
- Paper
- Sticky Tape
- Paint



1. Dollop the paint on the paper.



2. Carefully place the paper into the plastic wallet, trying not to move the paint.



3. Let your child squish and push the paint around.

Get creative!

Then tape the open end of the plastic wallet tightly.

Don't forget to talk to your children as you go!

- ★ What does it feel like?
- ★ Do the colours change as they mix together?

Top Tip!

You can also do this activity with shaving foam and food colouring.

